

How Do You Reach Them?

Teaching Techniques
For All Learners



Where We're Going Today:


- Define
- Hear
- Discuss
- See
- Demonstrate
- Do

The Problem

People Learn Differently

– 3 Learning Styles:

- **Aural** **30%**
 - Learn by Hearing
- **Visual** **65%**
 - Learn by Seeing, Visualizing
- **Kinesthetic** **5%**
 - Learn by Doing, Movement, Embodiment



The Other Problem

- **I'm already very busy**
 - Not a lot of time to try new things
- **I don't have anyone to help**
 - Since I have to do everything myself, I need something easy to do
- **I don't have a lot of \$\$ to spend**
 - Whatever it is, it has to be affordable

It's in the Good Book

- Mark 4:33
 - With many such parables he spoke the word to them, as they were able to hear it;
- Matthew 12:38
 - Then some of the scribes and Pharisees answered him, saying, “Teacher, we wish to see a sign from you.”
- Matthew 7:26
 - And everyone who hears these words of mine and does not do them will be like a foolish man who built his house on the sand.

Auditory Learners



Recognize Them:

- Talk to themselves.
- Move their lips and read out loud.
- May have difficulty with reading and writing tasks.
- Often do better talking to a colleague or a tape recorder and hearing what was said.


Auditory Learners



Reach them:

- Tell them what you're going to say, tell them, tell them what you said.
- Ask questions so they can verbalize what they know, then fill in the gaps with your own expertise.
- Include auditory activities like brainstorming. Leave time to debrief. Stress personal applications.
- Have the learners verbalize the questions.
- Develop dialogue with the learners.

Visual Learners




Recognize the Two Types:

Visual-linguistic

- Learn through written language: reading and writing tasks.
- Will always be reading ahead and making notes
- Remember what has been written down, even if they do not read it more than once.
- Write down directions.
- Prefer to watch lectures.

Visual Learners




Recognize Them:

Visual-spatial

- Will be drawing circles and arrows, making lists and diagrams, doodling.
- Prefer charts, demonstrations, videos, and other visual materials.
- Visualize faces and places by using their imagination.
- Seldom get lost in new surroundings.

Visual Learners



Reach them:

- Use graphs, charts, illustrations, or other visual aids.
- Include outlines, agendas, handouts for reading, taking notes.
- Put plenty of content in handouts to reread later.
- Leave white space in handouts for note-taking.
- Emphasize key points to cue when to take notes.
- Have them draw pictures, envision the topic or act out the subject matter.

Kinesthetic Learners



Recognize Them:

- Two Types: Movement, Touch
- Lose concentration if there is little or no external stimulation or movement.
- Take notes for the sake of moving their hands.
- When reading, they like to scan the material first, and then focus in on the details (get the big picture first).
- Take notes by drawing pictures, diagrams, or doodling.

Kinesthetic Learners



Reach them:

Encourage movement:

- Make them Ushers and Greeters (keep them busy)
- Give Five Minute Break before the next section (sermon)
- Make a place to stand up in back
- Play music, when appropriate, during activities (Liturgical dance).
- Do communion by intinction, use Processions, Stations of the Cross
- Gesticulate yourself

Keep them Busy:

- Pass things out – coloring pages, word finds, clay (something to do with their hands)
- Provide paper for notes, outlines

Auditory Learners



Visual Learners



Kinesthetic Learners



Trying to Reach All Learners



The Early Church Could Do It

Aural

- Music
- Bells
- Chanting
- Preaching



Visual

- Banners, chasubles, stoles
- Crosses, candles and statuary
- Stained glass and icons
- Layout and height of cathedrals

The Early Church Could Do It

Active

- Incense
- Communion –
 coming forward
- Processions
- Sit, stand, kneel
- Blessings with holy water, walking and sprinkling
- Dance, sing, speak (responses, prayers, etc.)



We were better at embodying and experiencing.

We Can Do It Now

We Can Use:

- Microphones
- Music
- Videos
- Backgrounds
- Charts/Maps
- Bulletins for notes
- Drama
- Banners
- Dancers/Movement

But:

- Expensive
- Intensive Planning and Coordination
- Requires Computer Expertise

But What If You Only Have Yourself?

For the AURAL:

Can you HEAR...

- The excited voices of pilgrims as they recognize their families..**
- The cries of the animals, donkeys, sheep and horses as they make their way up the hill...**
- The inn keepers and food sellers hawking their wares in the street...**

But What If You Only Have Yourself?

For the VISUAL:

Can you just SEE...

- The temple gleaming in the morning sun,**
- The smoke rising from the sacrifices,**
- The green palm branches waving against the blue sky..**

But What If You Only Have Yourself?

For the KINESTHETIC:

Can you IMAGINE yourself...

- Walking among the pilgrims as you look up toward the holy city...**
- Sitting on the hillside listening to the Sermon on the Mount...**
- Holding the reins of your donkey...**
- Entering the temple gates as you approach the Holy of Holies...**

It's in the Good Book

For though I am free with respect to all, I have made myself a slave to all, so that I might win more of them.

- **To the Jews I became as a Jew, in order to win Jews.**
- **To those under the law I became as one under the law.**
- **To those outside the law I became as one outside the law.**
- **To the weak I became weak, so that I might win the weak.**

To the visual learner, I created pictures.

To the aural learner, I spoke, used sounds and invited conversation.

To the kinesthetic learner, I demonstrated and invited response.

**I have become all things to all people, that I might by all means save some.
I do it all for the sake of the gospel, so that I may share in its blessings.**

(1 Corinthians 9:19-23 New Revised Standard Version (NRSV))

The Other Problem Revisited

- **I'm already very busy.**
 - Not a lot of time to try new things
- **I don't have anyone to help.**
 - Since I have to do everything myself, I need something easy to do.
- **I don't have a lot of \$\$ to spend.**
 - Whatever it is, it has to be affordable.
- **I can't practice in front of the class or congregation.**
 - How can I try this out?

The Other Problem Solved

- **I'm already very busy.**
 - Changing our perspective only requires awareness.
- **I don't have anyone to help.**
 - Changing our own outlook requires no help.
- **I don't have a lot of \$\$ to spend.**
 - Talk is cheap.
 - Candles, home made banners, props are inexpensive.
 - Hand outs are easy (free).
- **I can't practice in front of the class or congregation.**
 - We're going to practice here and now.

Questions?

Comments?

Let's Move on to Practicum...

On-line References

- <http://www.sermoncentral.com/pastors-preaching-articles/thom-turner-you-preach-ill-doodle-1467.asp>
- <http://nwlink.com/~donclark/hrd/styles/vakt.html>
- VAK Survey <http://nwlink.com/~donclark/hrd/styles/vak.html>
- <http://www.learning-styles-online.com/overview/>